

*Executive  
Summary*



# Executive Summary

Human trafficking is the crime of using force, fraud, or coercion to compel an individual to work or to engage in a commercial sex act. Prosecuting human traffickers is part of a holistic approach to combating this pervasive form of exploitation. The Human Trafficking Institute's (HTI) annual Federal Human Trafficking Report (FHTR) provides an exhaustive review of human trafficking cases in the United States federal court system. To date, this is the only review of its kind. The FHTR presents data from both criminal forced labor and sex trafficking prosecutions.

## CRIMINAL HUMAN TRAFFICKING CASES 2022

### NEW CASES

**5** FORCED LABOR CASES **178** SEX TRAFFICKING CASES



There were **183** NEW CRIMINAL CASES OF HUMAN TRAFFICKING filed in the federal court system. The number of new cases filed **DECREASED BY 24%** since 2021, when prosecutors filed 241 new criminal cases\*

### DEFENDANTS



Compared to 2021, there was a **37% DECREASE** in the number of new defendants charged in 2022. Since 2018, the number of defendants charged has **DECREASED BY 35%**<sup>^</sup>

**ONE** entity, a hotel, was charged with human trafficking

\* Based on the decrease from 241 new criminal human trafficking cases in 2021 to 183 new criminal human trafficking cases in 2022.

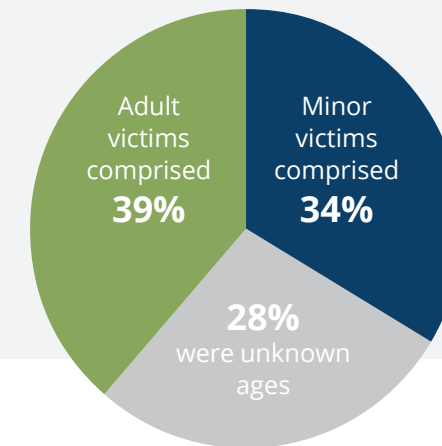
<sup>^</sup> Based on 71 federal districts filing a new criminal human trafficking case in 2021.

<sup>~</sup> Based on 364 criminal human trafficking defendants charged in 2018.

<sup>-</sup> Based on 227 criminal sex trafficking defendants in 2022.

## VICTIMS IN NEW CASES

There were **363** VICTIMS in new cases filed in 2022



## LENGTH OF EXPLOITATION

In the cases filed in 2022, victims of **SEX TRAFFICKING** spent an average of

**341 DAYS**

in exploitation by their trafficker.

The average number of days victims of **FORCED LABOR** spent in exploitation was

**693 DAYS**

## REFERRALS

The most commonly identified methods of referral in trafficking cases in 2022 were:

- Family Member
- Victim
- Task Force
- Medical Personnel
- Anonymous Tips
- Hotlines
- Social Workers
- NCMEC
- Confidential Informant
- Neighbor

## RECRUITMENT & SOLICITATION

In the 178 sex trafficking cases filed in 2022, the primary method traffickers used to solicit buyers of commercial sex was through the internet, **53%** of the time

Of the 347 sex trafficking victims in trafficking cases filed in 2022, **16%** were recruited on the internet

## TRANSPORTATION

Traffickers used various means of transportation to transport victims in 2022:

RIDESHARES	
UBER	6
LYFT	1
AIRLINES	
ALASKA AIRLINES	2
SOUTHWEST AIRLINES	1
JETBLUE	1
DELTA	1
BUSES	
GREYHOUND	3
LOCAL BUS SERVICE	1



## PAYMENT PLATFORMS

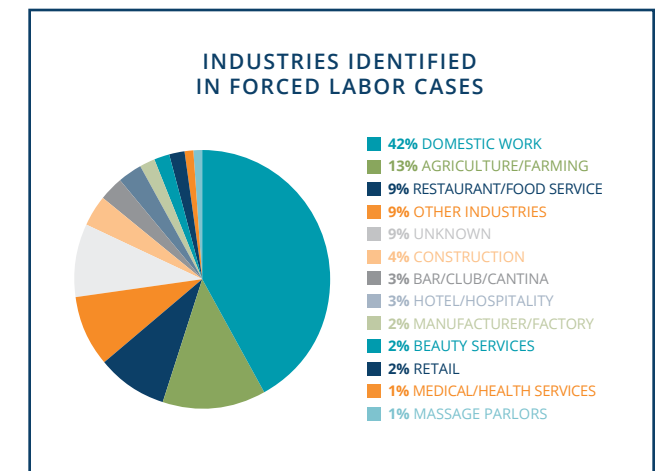
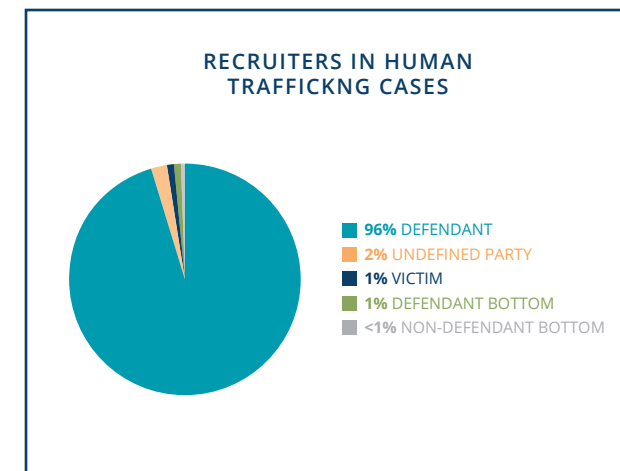
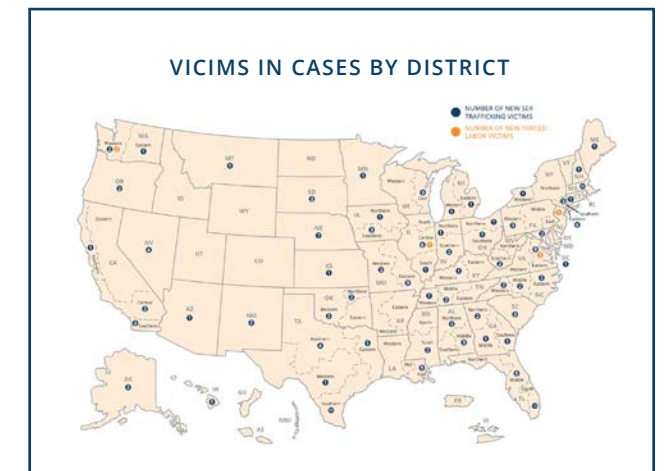
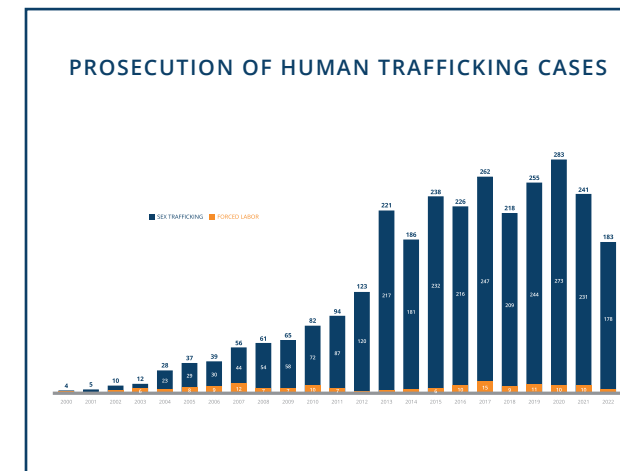
Between 2019-2022, the top 3 most frequently identified payment platforms used to purchase commercial sex were:

- VENMO
- CASH APP
- and PAYPAL

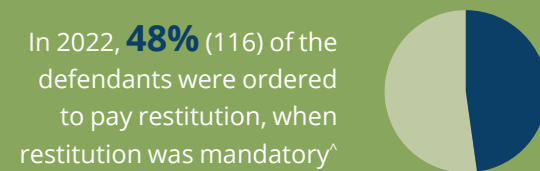
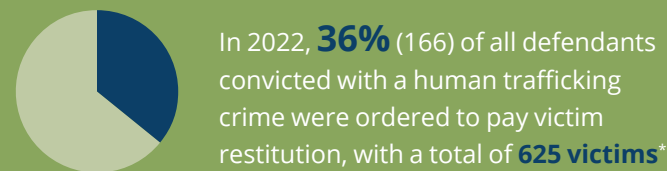
## INTERACTIVE DATA WEBSITE

The data published in the FHTR each year is only a small representation of the amount of data stored within the HTI database. Since 2021, additional data has been made available through the FHTR data subsites located on the HTI website. These interactive features allow readers to explore data within our database beyond the information provided in the published FHTR. Readers can now manipulate filters to review more information on:

- Prosecution of Human Trafficking Cases
- Victims in Cases by District
- Recruiters in Human Trafficking Cases
- Industries Identified in Forced Labor Cases



## VICTIM RESTITUTION



[CLICK HERE TO VIEW THE INTERACTIVE DATA](#)

[DATA.TRAFFICKINGINSTITUTE.ORG](https://data.traffickinginstitute.org)

\* Based on 467 defendants sentenced in criminal human trafficking cases in 2022.

^ Based on 241 criminal human trafficking defendants sentenced in 2022 for Chapter 77 convictions.